


# Product Datasheet

100 LPM Duplex Pump Set | Tank Mounted

Atlantis Product Code: PUM.DPS.T-100

  
StoraFuel Product



# Product Datasheet

100 LPM Duplex Pump Set | Tank Mounted

Atlantis Product Code: PUM.DPS.T-100

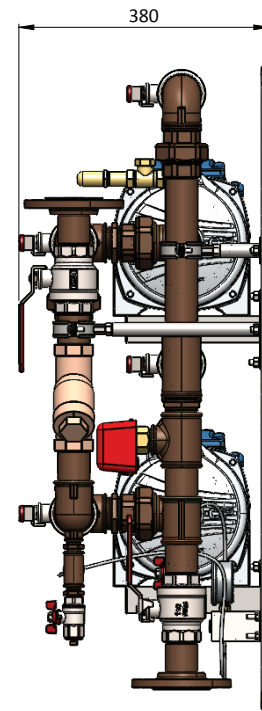
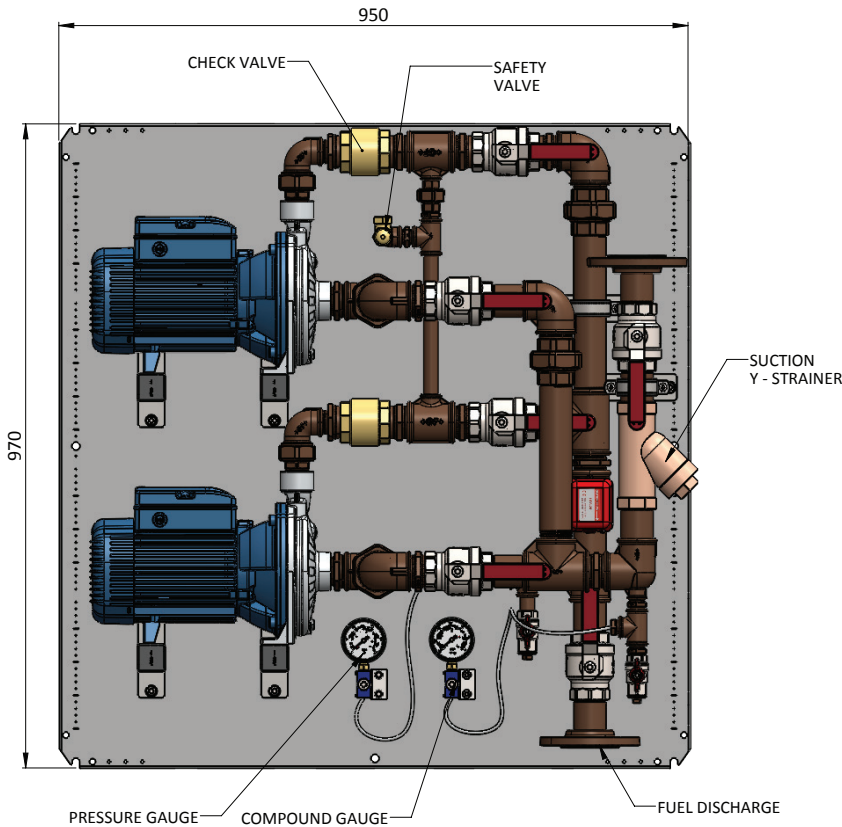
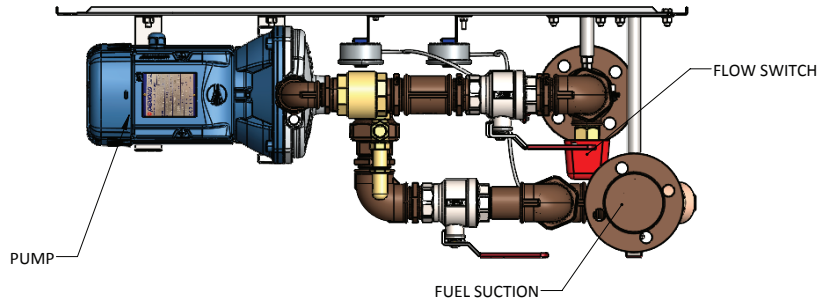
Atlantis

StoraFuel Product

## ALTERNATING DUPLEX PUMP SET FOR TANK MOUNT

Designed for automatic fuel transfer.


Options for pump START / STOP from levels, Overpressure Switches, Float Switches, Fire alarms etc. for integration with BMS controls.



## COMPONENTS

- 2 Single phase 50Hz Cpm 170-ST4 centrifugal pumps
- Flow rate up to 100 l/min – see next page for pump details
- Isolator Switch
- Mesh screen Y strainer on inlet
- Particle counter test point
- Pressure Relief Valve
- Paddle Flow switch
- Check Valves on inlet and outlets
- Compound and Pressure Gauges
- Isolation valves on inlet and outlets
- Drain valves

Control Panel mounted locally – see next page for details.



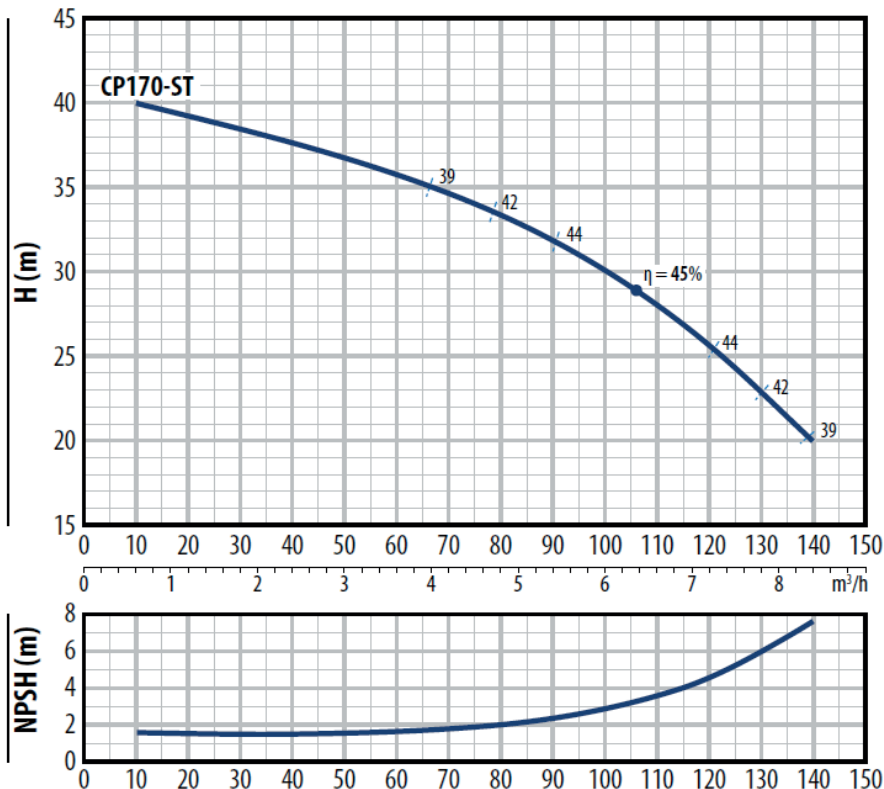
### CONTROL PANEL

- Locally mounted adjacent to Fuel Pump Set.
- HAND / AUTO selector switches for Pump 1 and Pump 2 control.
- 5 volt free SPDT contacts: Safety alarm, overload relay of Pump 1, overload relay of Pump 2, level alarm and power failure.
- Panel will alarm and STOP pump if no flow or bund float switch triggered.
- TEST / OFF / AUTO switch for alarm light and buzzer.
- Top row lamps for Power, Pump 1 Running, Pump 1 Tripped, Pump 2 Running, Pump 2 Tripped & Alarm.



### PUMP SPECIFICATIONS - CPm 170-ST4

- Flow rate: Up to 100 l/min
- Max. working pressure: 8 bar
- Liquid temperature: -10°C to +60°C.
- Ambient temperature: Up to +40°C.
- Motor: 1.1Kw 1.5HP Motor / Single phase 230 V (5.7 A) - 50 Hz
- Continuous duty S1



Performance Data						
Head (H)	40	39.2	37.8	36	32	30
Flow Rate (lpm)	10	20	40	60	90	100