

# Product Datasheet

50 LPM Duplex Pump Set | Cabinet Mounted

Atlantis Product Code: PUM.DPS.C-50

Atlantis

StoraFuel Product



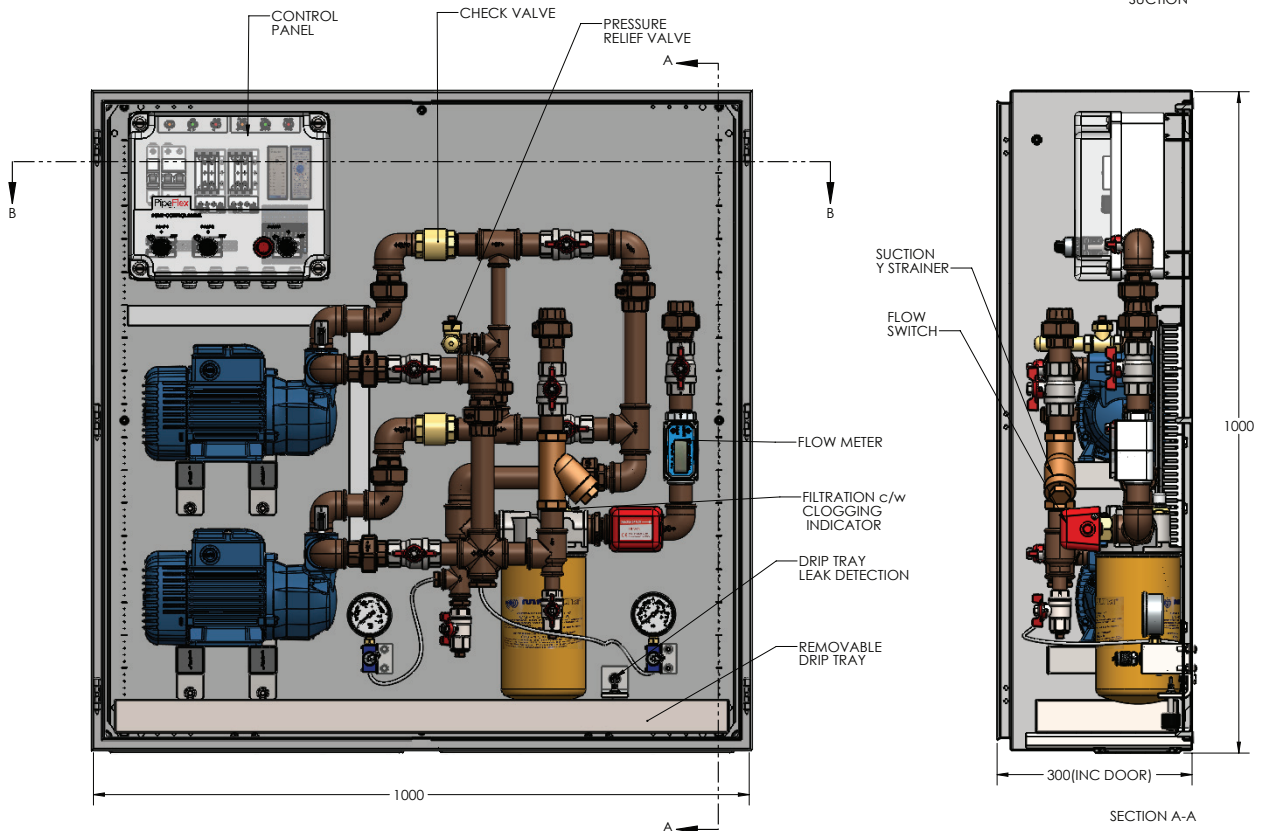
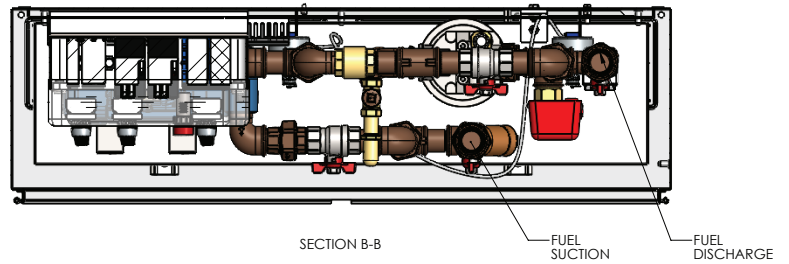
# Product Datasheet

50 LPM Duplex Pump Set | Cabinet Mounted

Atlantis Product Code: PUM.DPS.C-50

## ALTERNATING DUPLEX PUMP SET

Designed for automatic fuel transfer. Complete with filtration, flow indication and test points.  
Options for pump START / STOP from levels, Overpressure Switches, Float Switches, Fire alarms etc for integration with BMS controls.



## COMPONENTS

- 2 Single Phase 50Hz PKm80 pumps with peripheral impeller.
- Flow rate up to 50 l/m – see next page for pump details.
- Mesh screen Y Strainer on inlet.
- Check Valves on outlet.
- Pressure Relief Valve.
- Priming Point/Drain Point.
- Digital display Flow Meter.
- 10 micron spin-on cartridge filter with blockage indicator and integral bypass.
- Paddle Flow Switch.
- Pressure gauges.
- Manual isolation valves.
- IP55 rated lockable enclosure with internal leak Monitored drip tray
- 5 volt free SPDT alarm contacts : safety alarm, overload relay of pump 1, overload relay of pump 2, level alarm and power failure.

\*\* Optional items on request:

- Extra filter blockage indication
- Test points

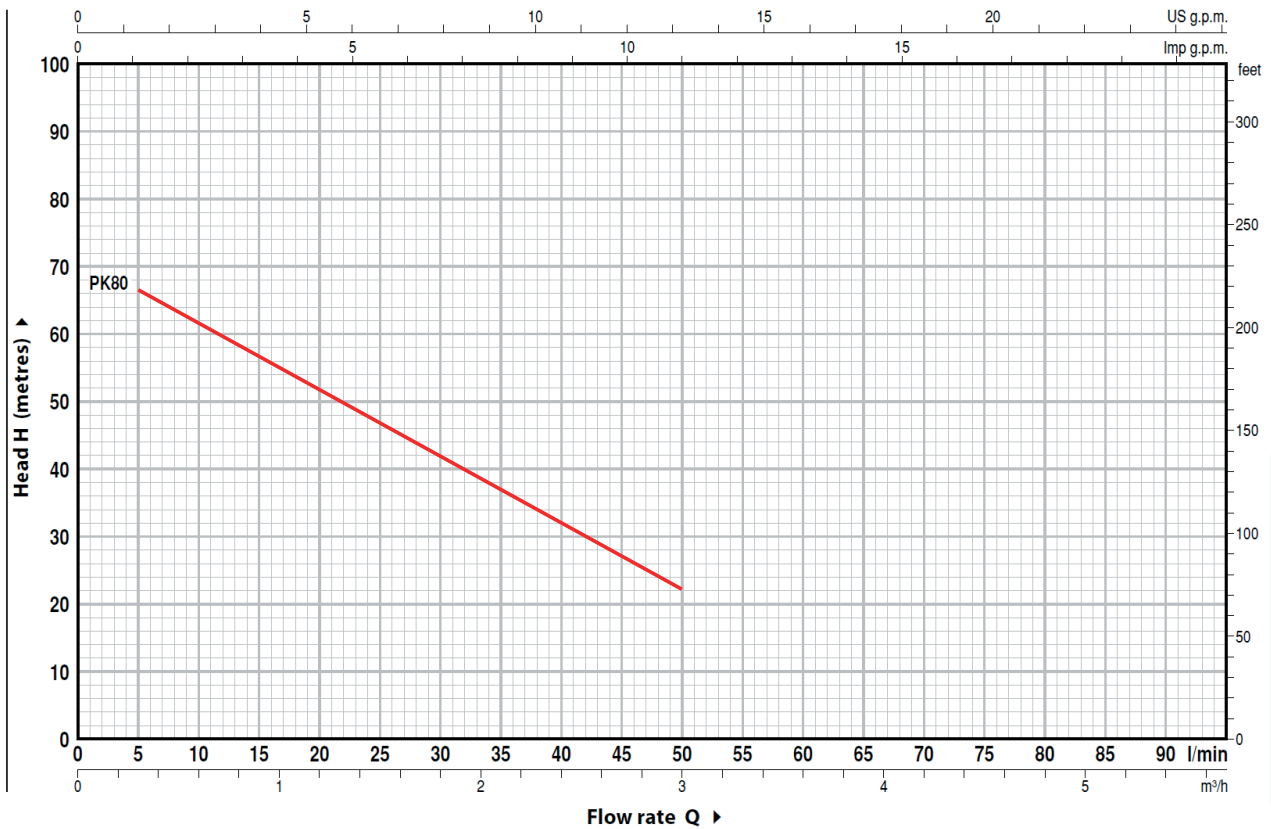


### PUMP SPECIFICATIONS – CPKm80

- Flow rate: Up to 50 l/min (3 m<sup>3</sup>/h)
- Max. working pressure: 7 bar
- Liquid temperature: -10°C to +60°C
- Ambient temperature: Up to +40°C
- Motor: 0.75Kw 1HP Motor / Single phase 230 V (5.2 A) – 50 Hz with thermal overload protection,
- Continuous duty S1

#### Characteristic Curves And Performance Data

50 Hz n= 2900 min<sup>-1</sup> HS (Suction height) = 0 m



Performance Data											
Head (H)	m	70	66	61	56	51	46	41	36.5	31	22
Flow Rate (Q)	m <sup>3</sup> /h	0	0.3	0.6	0.9	1.2	1.5	1.8	2.1	2.4	3
	l/min	0	5	10	15	20	25	30	35	40	50